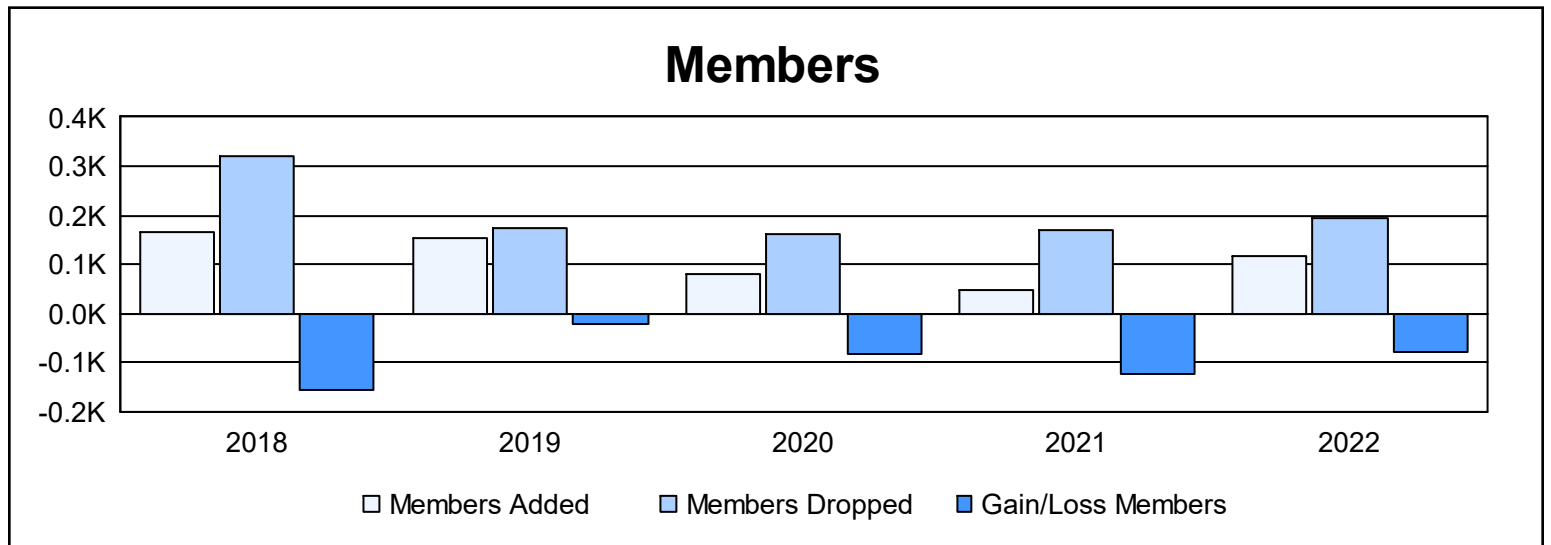
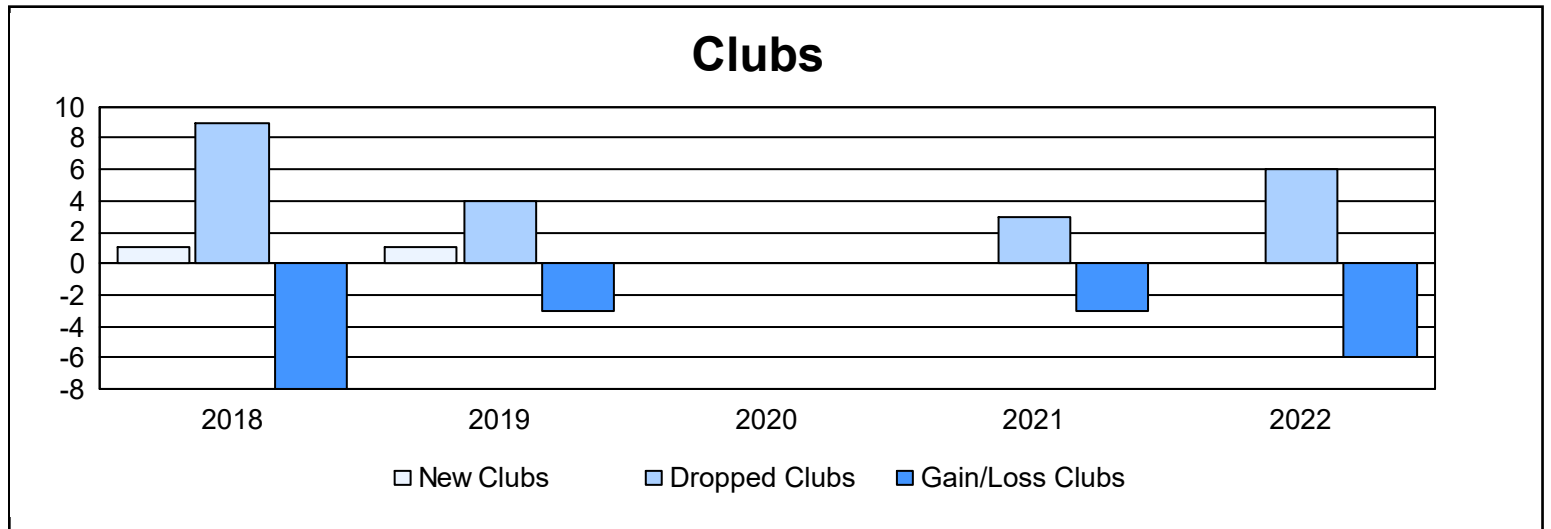
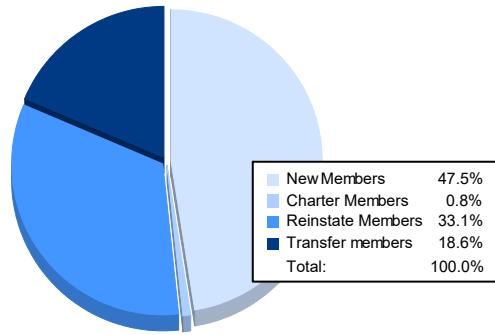


| Year | New Clubs | Dropped Clubs | Gain/ Loss Clubs | New Members | Charter Members | Reinstate Members | Transfer Members | Total Member Added | Total Members Dropped | Gain/ Loss Members |
|----------------|-----------|---------------|------------------|-------------|-----------------|-------------------|------------------|--------------------|-----------------------|--------------------|
| 2017-2018 | 1 | 9 | -8 | 116 | 28 | 5 | 15 | 164 | 320 | -156 |
| 2018-2019 | 1 | 4 | -3 | 98 | 24 | 14 | 16 | 152 | 174 | -22 |
| 2019-2020 | 0 | 0 | 0 | 64 | 11 | 3 | 4 | 82 | 163 | -81 |
| 2020-2021 | 0 | 3 | -3 | 33 | 5 | 3 | 5 | 46 | 170 | -124 |
| 2021-2022 | 0 | 6 | -6 | 56 | 1 | 39 | 22 | 118 | 195 | -77 |
| Average | 0 | 4 | -4 | 73 | 14 | 13 | 12 | 112 | 204 | -92 |



Membership Composition June 2022 Cumulative



Gender Composition June 2022 Cumulative

